






Qm
Queen Mary's College

-  Disabled lift
-  Disabled parking
-  Disabled access/toilet
-  Cycle parking
-  Disabled Fire Refuge

Entrance

Exit

Entrance

CLIDDES DEN ROAD